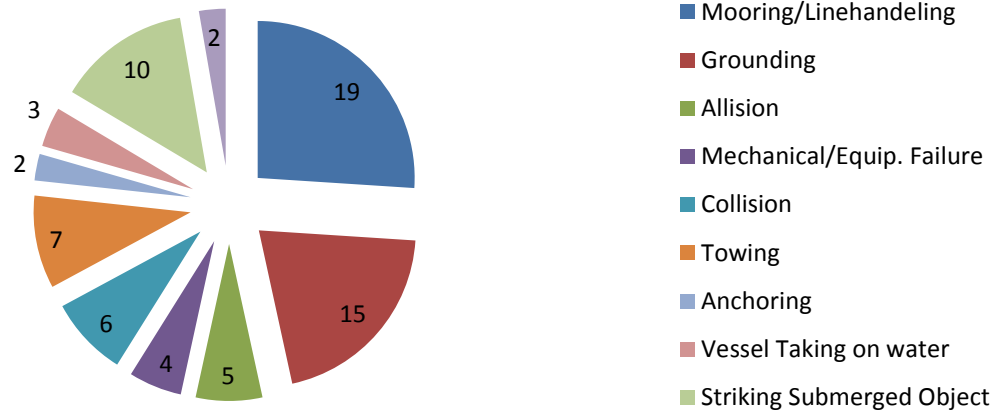


<b>MISHAP Activity</b>		<b>No. of Mishaps*</b>
Surface MISHAPS	Mooring/Linehandeling	19
	Grounding	15
	Allision	5
	Mechanical/Equip. Failure	4
	Collision	6
	Towing	7
	Anchoring	2
	Vessel Taking on water	3
	Striking Submerged Object	10
	HELO Ops	2
PIW	Afloat	12
	Ashore	5
Medical	Pre-existing Med. Condition	8
	Personal Injury- Boat	40
	Personal Injury - Land	14
	Personal Injury - Cutter	4
	Personal Injury - Vehicle	4
	Trips/Falls	18
Damages	Property Damage- Boat	28

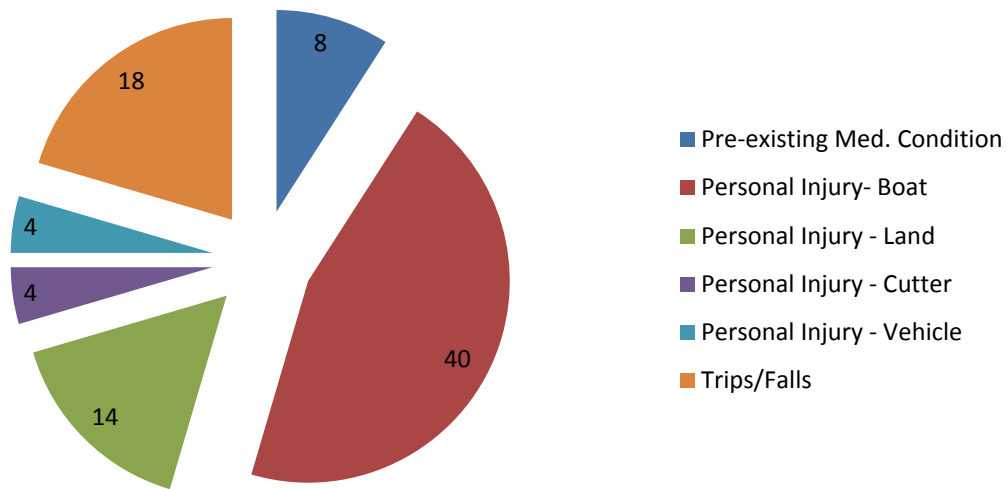
<b>Causation Factors</b>	<b>No. of Mishaps*</b>
Loss of Situation Awareness	79
Experience	17
Judgement	31
Communication	6
Fatigue	2
Weather	15
Failure to Obey Policies/Procedures	16

\* *Several MISHAPS listed are actually associated or attributed to multiple activities. Therefore, the total number of MISHAP activities does not accurately reflect the total number of MISHAPS known to be grossly un.*

## Surface OPS Activity MISHAPs CY2006-2016

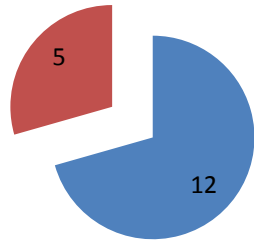


## Medical MISHAPs CY 2006-2016



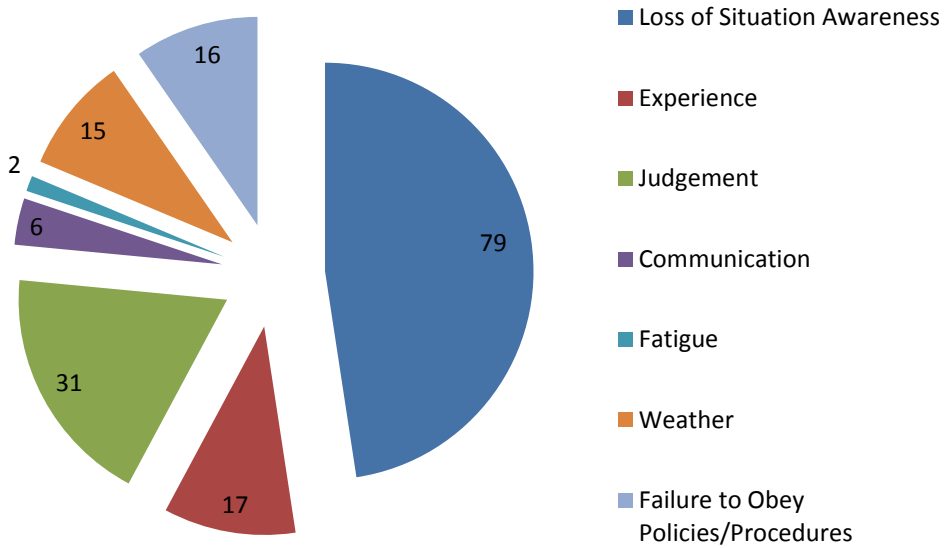
activities. It is therefore important to note, that the sum of all MISHAPs that occurred from 2006 to 2016. AUX MISHAPS are also reported.

## Persons In the Water CY2006-2016



■ Afloat ■ Ashore

## MISHAP Causation Factors CY 2006-2016



■ Loss of Situation Awareness

■ Experience

■ Judgement

■ Communication

■ Fatigue

■ Weather

■ Failure to Obey  
Policies/Procedures